INDEPENDENCE GOLD CORP

A GOLD AND SILVER EXPLORATION COMPANY

Investor Presentation

INGOLD.CA | TSX.V: IGO

January 16, 2016

FORWARD LOOKING STATEMENT

Certain of the statements made and information contained herein is "forward-looking information" within the meaning of the British Columbia Securities Act. This includes statements concerning the Company's plans at its mineral properties, which involve known and unknown risks, uncertainties and other factors which may cause the actual results, performance or achievements of the Company, or industry results, to be materially different from any future results, performance or achievements expressed or implied by such forward-looking information. Forward-looking information is subject to a variety of risks and uncertainties which could cause actual events or results to differ from those reflected in the forward-looking information, including, without limitation, the ability of the Company to continue to be able to access the capital markets for the funding necessary to acquire and maintain exploration properties and to carry out its desired exploration programs; inability to fund the Company's share of costs incurred under joint venture agreements to which it is a party, and reduction or elimination of its joint venture interest as a result; competition within the minerals industry to acquire properties of merit, and competition from other companies possessing greater technical and financial resources; difficulties in executing exploration programs on the Company's proposed schedules and within its cost estimates, whether due to weather conditions in the areas where it operates, increasingly stringent environmental regulations and other permitting restrictions, or other factors related to exploring in the north, such as the availability of essential supplies and services; factors beyond the capacity of the Company to anticipate and control, such as the marketability of minerals, government regulations relating to health, safety and the environment, the scale and scope of royalties and taxes on production; unusually mild winter conditions affecting or delaying the opening of the winter roads and resulting difficulties in transporting materials needed to support various exploration projects and resulting increased costs of transport by air; the availability of experienced contractors and professional staff to perform work in a competitive environment and the resulting adverse impact on costs and performance and other risks and uncertainties, including those described in each management discussion and analysis. In addition, forward-looking information is based on various assumptions including, without limitation, assumptions associated with exploration results and costs and the availability of materials and skilled labour. Should one or more of these risks and uncertainties materialize, or should underlying assumptions prove incorrect, actual results may vary materially from those described in forward-looking statements. Accordingly, readers are advised not to place undue reliance on forward-looking information. Except as required under applicable securities legislation, the Company undertakes no obligation to publicly update or revise forward-looking information, whether as a result of new information, future events or otherwise.

Cautionary Note to United States Investors:

We advise United States investors that this presentation contains terms which are not recognized by the United States Securities and Exchange Commission ("SEC"), including "mineral resources", "indicated resources" and "inferred resources". "Inferred Mineral Resources" have a great amount of uncertainty as to their existence, and as to their economic and legal feasibility. It cannot be assumed that all or any part of an Inferred Mineral Resource will ever be upgraded to a higher category. Under Canadian rules, estimates of Inferred Mineral Resources may not form the basis of feasibility or other economic studies. United States investors are cautioned not to assume that all or any part of Indicated Mineral Resources will ever be converted into Mineral Reserves. United States investors are also cautioned not to assume that all or any part of a Mineral Resource is economically or legally mineable. Except as required by law, Independence Gold does not intend, and undertakes no obligation to continually update forward-looking statements and information as conditions change. Investors are referred to the full discussion of the Company's business contained in the Company's reports filed with the securities regulatory authorities in Canada. All forward-looking statements and information contained in this presentation are qualified by this cautionary statement.

This presentation does not constitute investment advice, or an inducement or recommendation to acquire or dispose of any securities in Independence Gold, in any jurisdiction (including the USA). This presentation is for information purposes only, is in a summary form, and does not purport to be complete. No investment decision should be made in reliance on this presentation. Independent financial and taxation advice should be sought before making any investment decision.

YUKON EXPLORATION

Why Invest in the Yukon?

- Yukon Government understands, promotes and supports responsible mineral development
- Mining laws provide secure mineral tenure and a coordinated approach to regulatory and environmental permitting
- Regulatory certainty with most First Nation land claim and self-government agreements signed
- Well developed infrastructure, including all-weather roads, airstrips, clean energy, and communication territory wide
- Long history of mining forming the foundation of the Territory's private sector economy for over a century

YUKON EXPLORATION

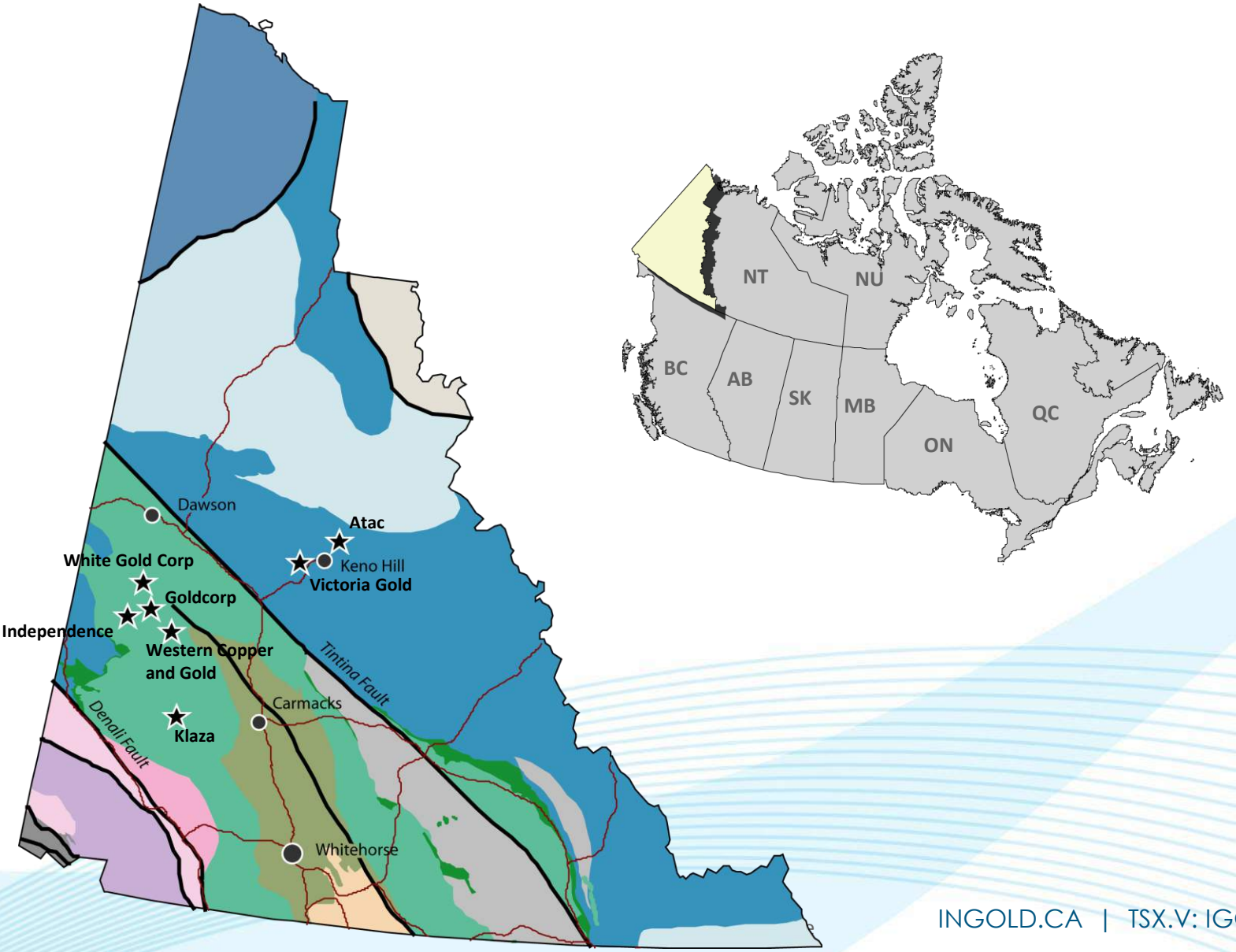

WHITE GOLD DISTRICT

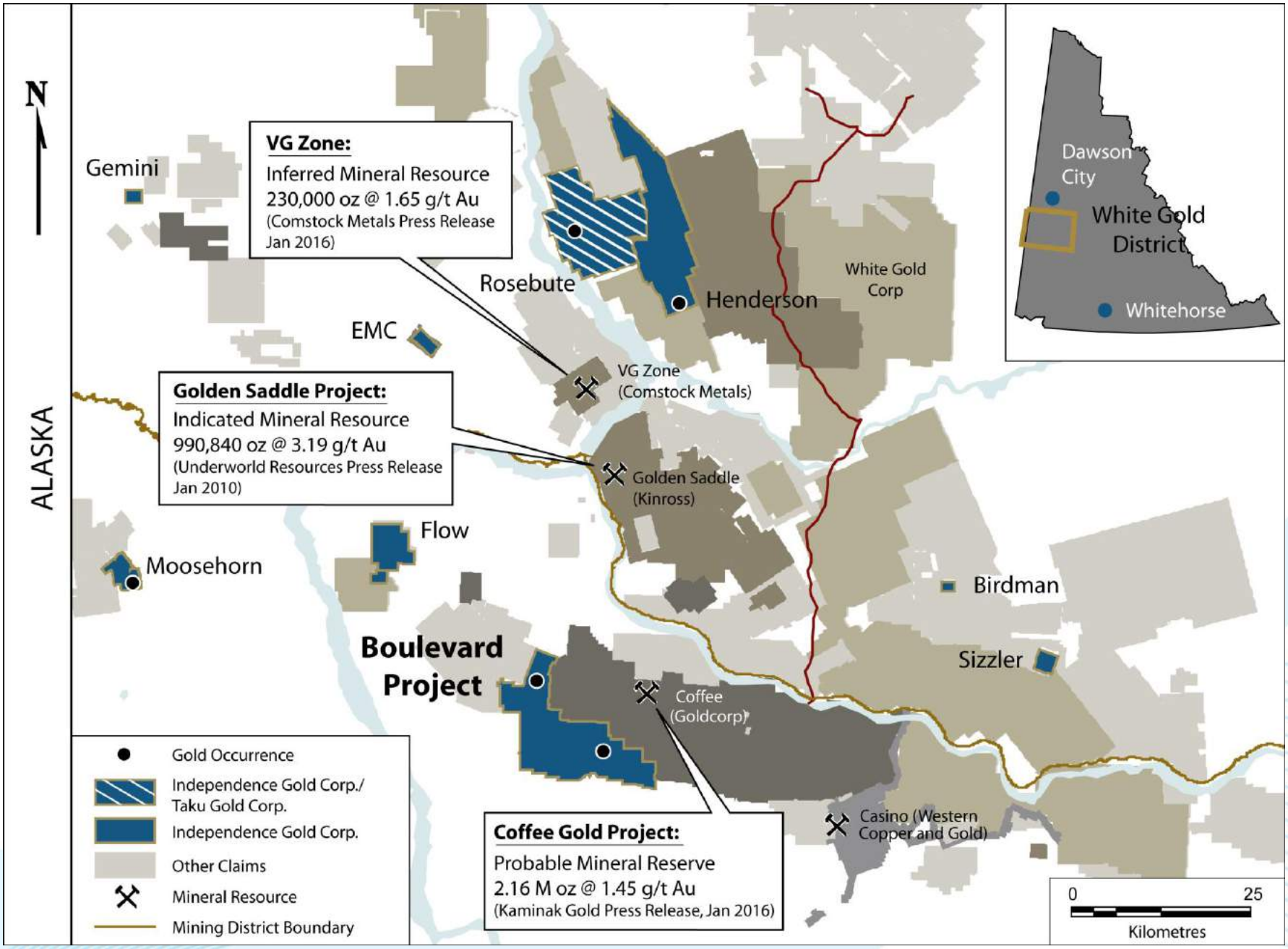

BOULEVARD WORK SUMMARY

	2006 +	2010	2011	2012	2013/14	2015	2016	Total
# of Claims	238	1,716	1,716	1,716	1,716	888	888	**888**
# of Soil Samples	3,578	10,348	9,559	7,309	-	-	1,074	**31,868**
Geophysics (line km)	ground 45	ground 63	airborne 3,398	-	-	ground 73	-	**3,579**
Trenching # / m	(3) 284	(13) 3,325	-	(2) 213	-	-	-	**(18)** **3,922 m**
RC Drilling # / m	-	-	-	-	-	(21) 2,842	(30) 2,941	**(51)** **5,783 m**
Diamond Drilling # / m	(7) 525	(20) 3,001	(9) 1,434	-	-	-	-	**(36)** **4,960 m**
$ Spent (million)	Previous owners	$ 1.85	$ 1.96	$ 0.75	-	$ 1.13	$ 1.04	**$ 6.73**

The Boulevard Project totals 18,500 ha

WHITE GOLD DISTRICT GEOLOGY

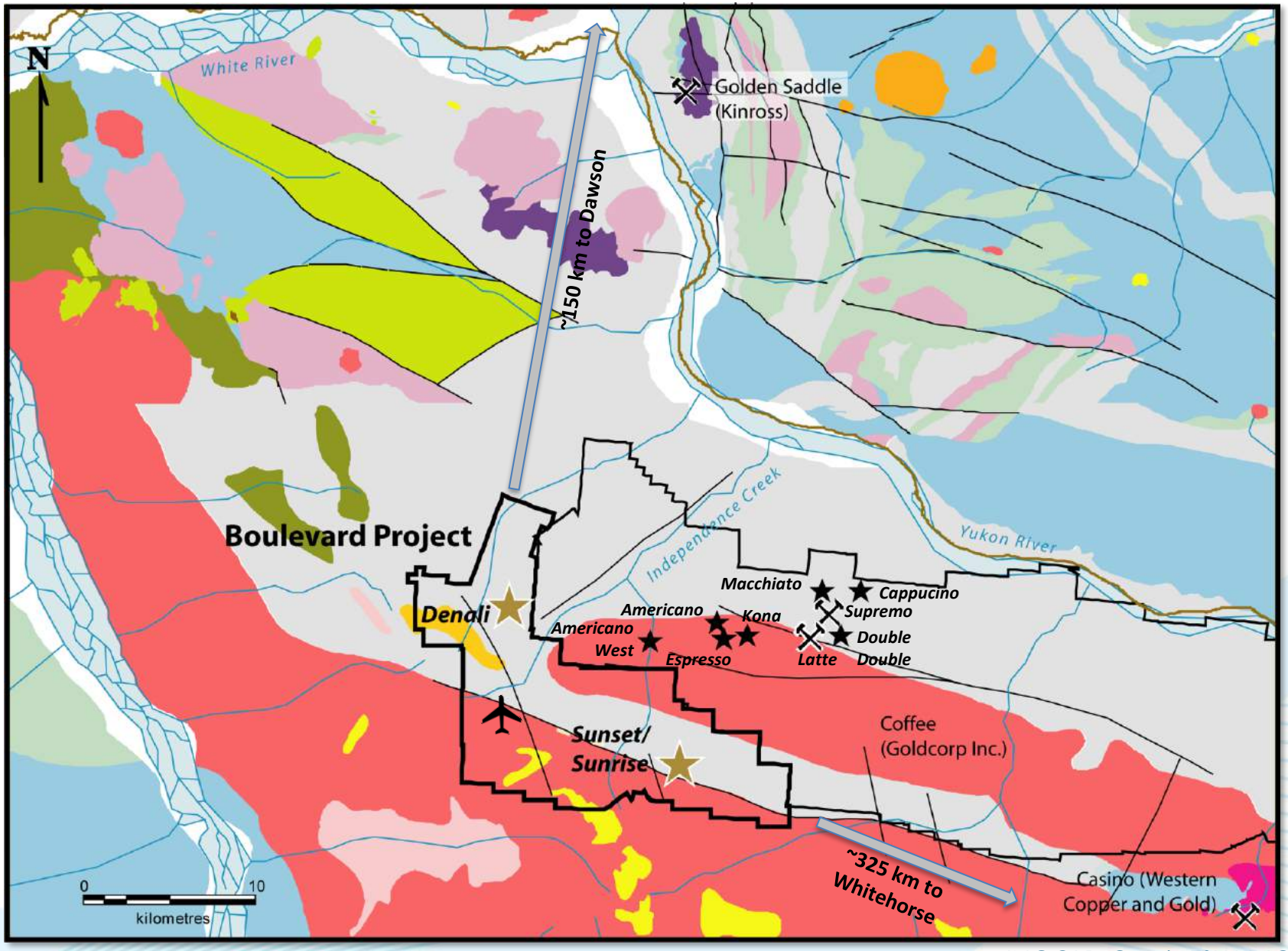

DENALI

View Looking West

DENALI GEOLOGY

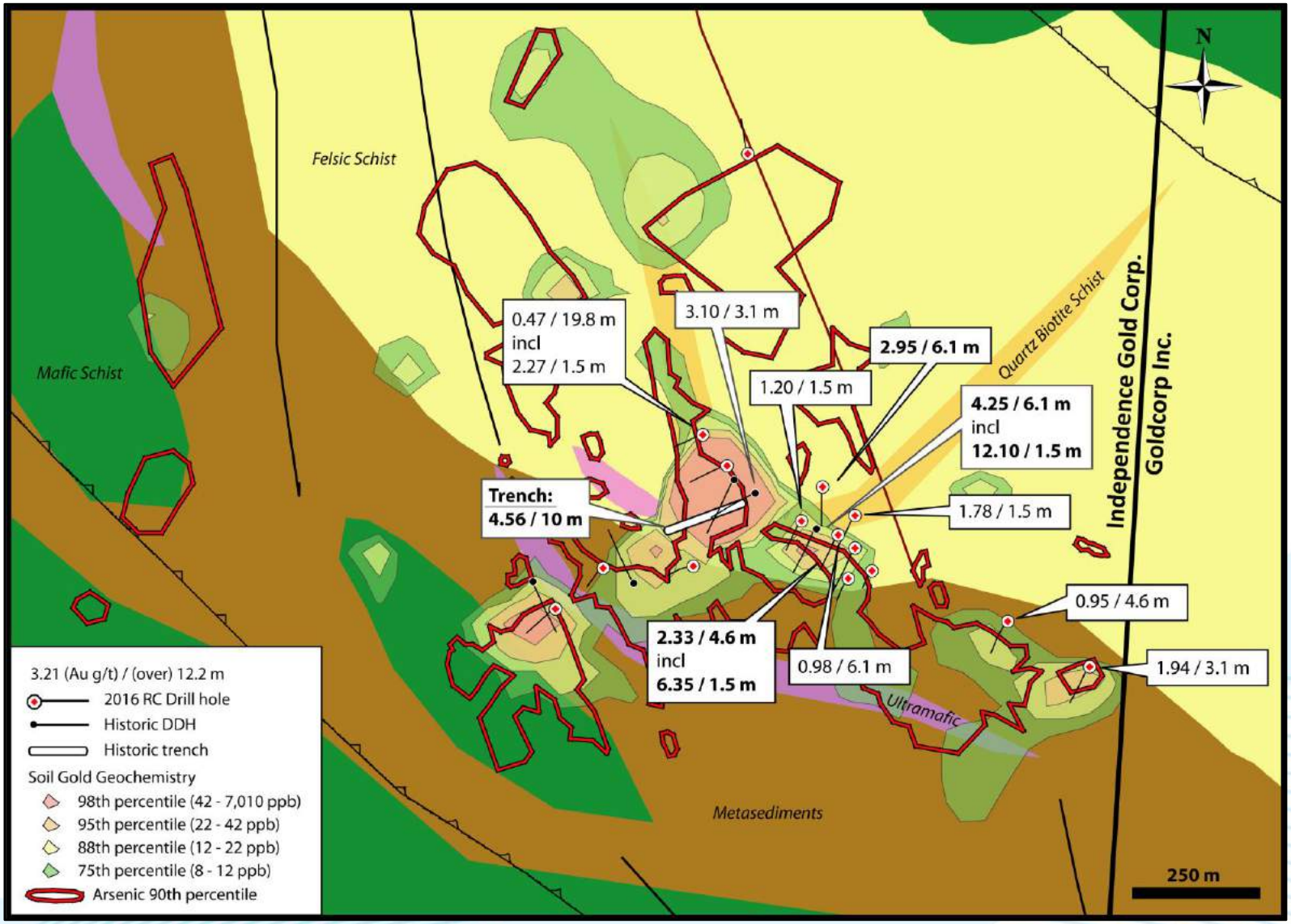

SUNRISE AND SUNSET GEOCHEMISTRY

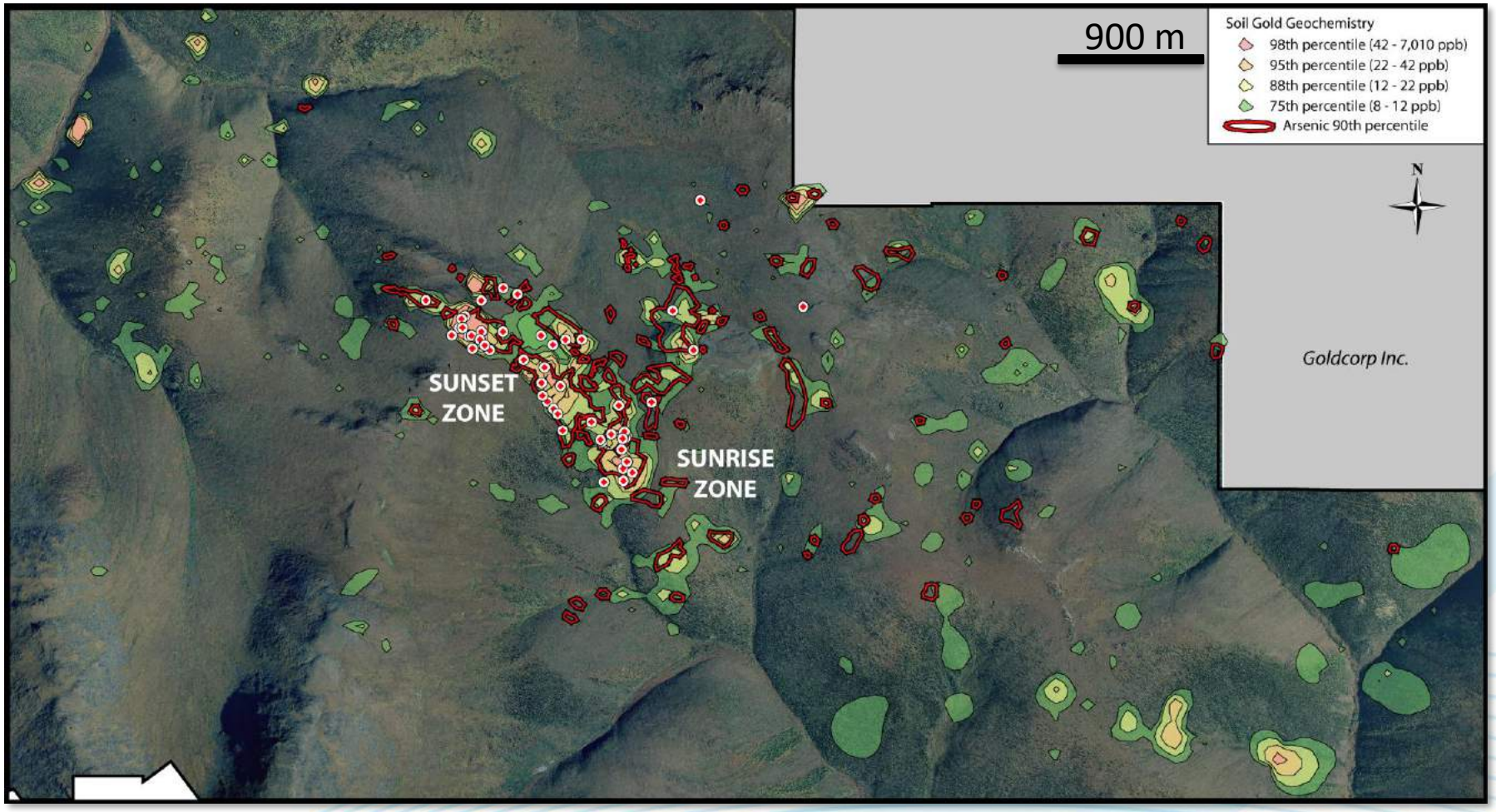

SUNRISE AND SUNSET ZONE

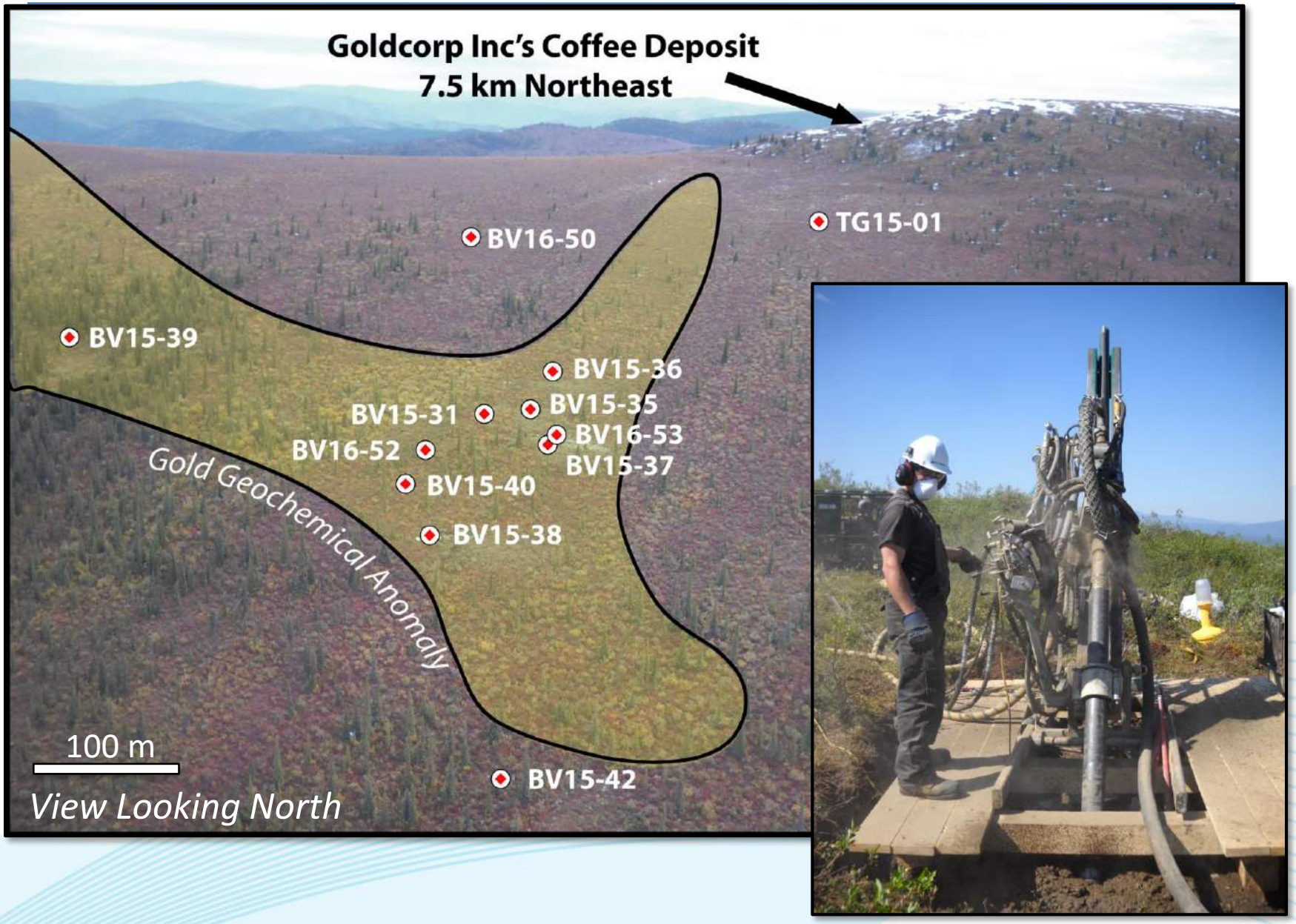

SUNRISE AND SUNSET DRILLING

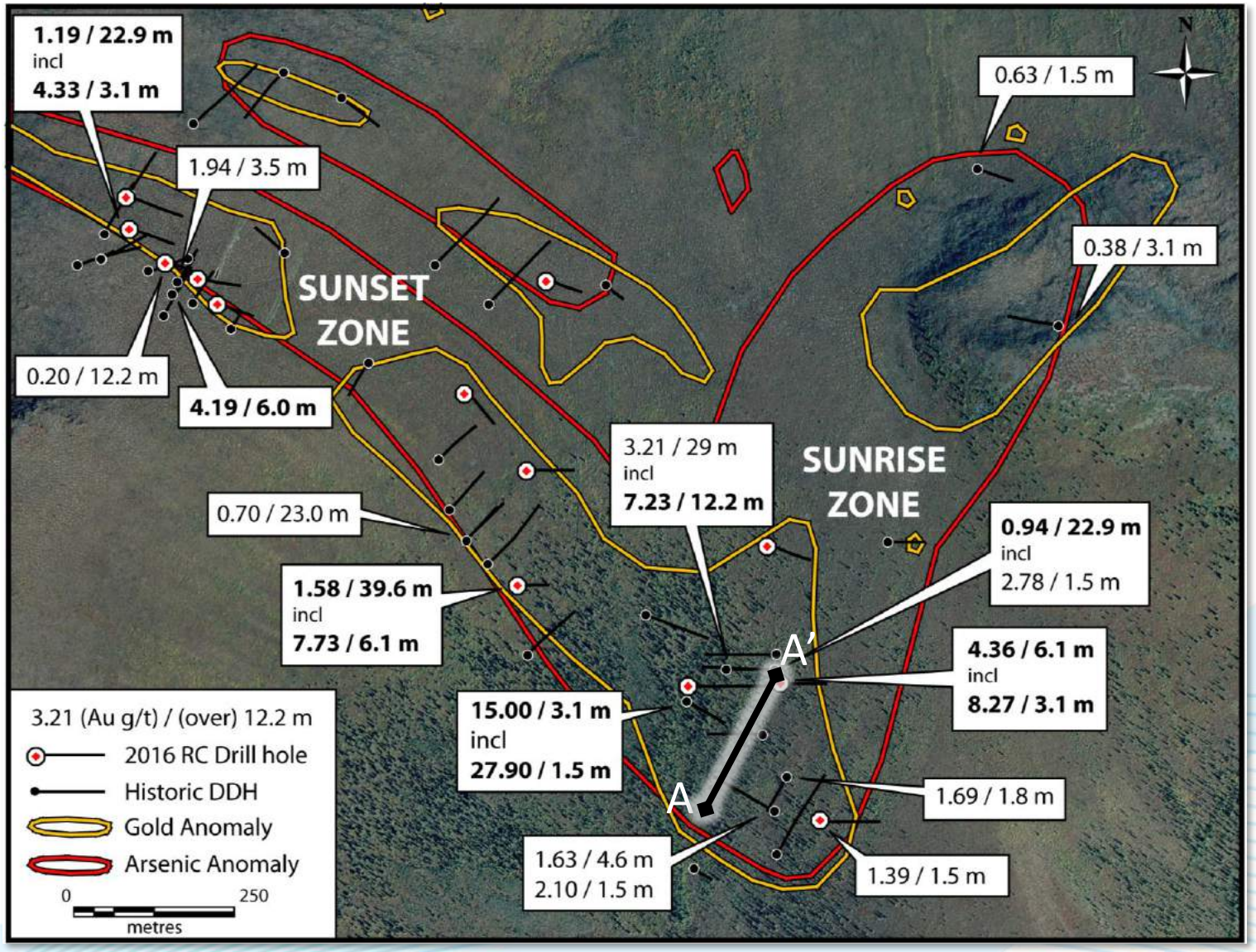

SUNRISE CROSS SECTION

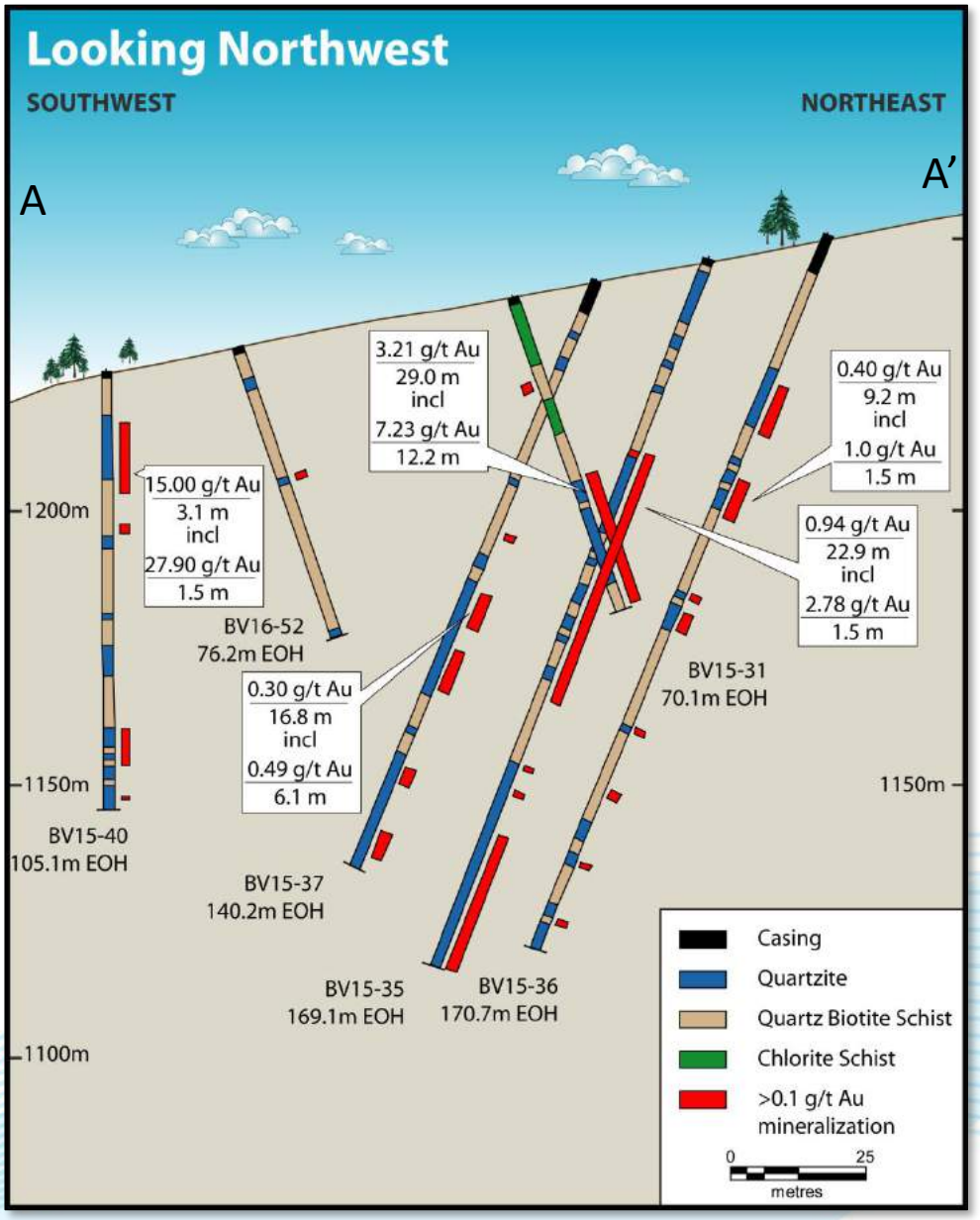

SUNRISE AND SUNSET PHOTOS



BV15-031: 42.67-44.20, 49.1 g/t Au

BV15-031: 48.47-50.29, 2.2 g/t Au

WHITE GOLD DISTRICT

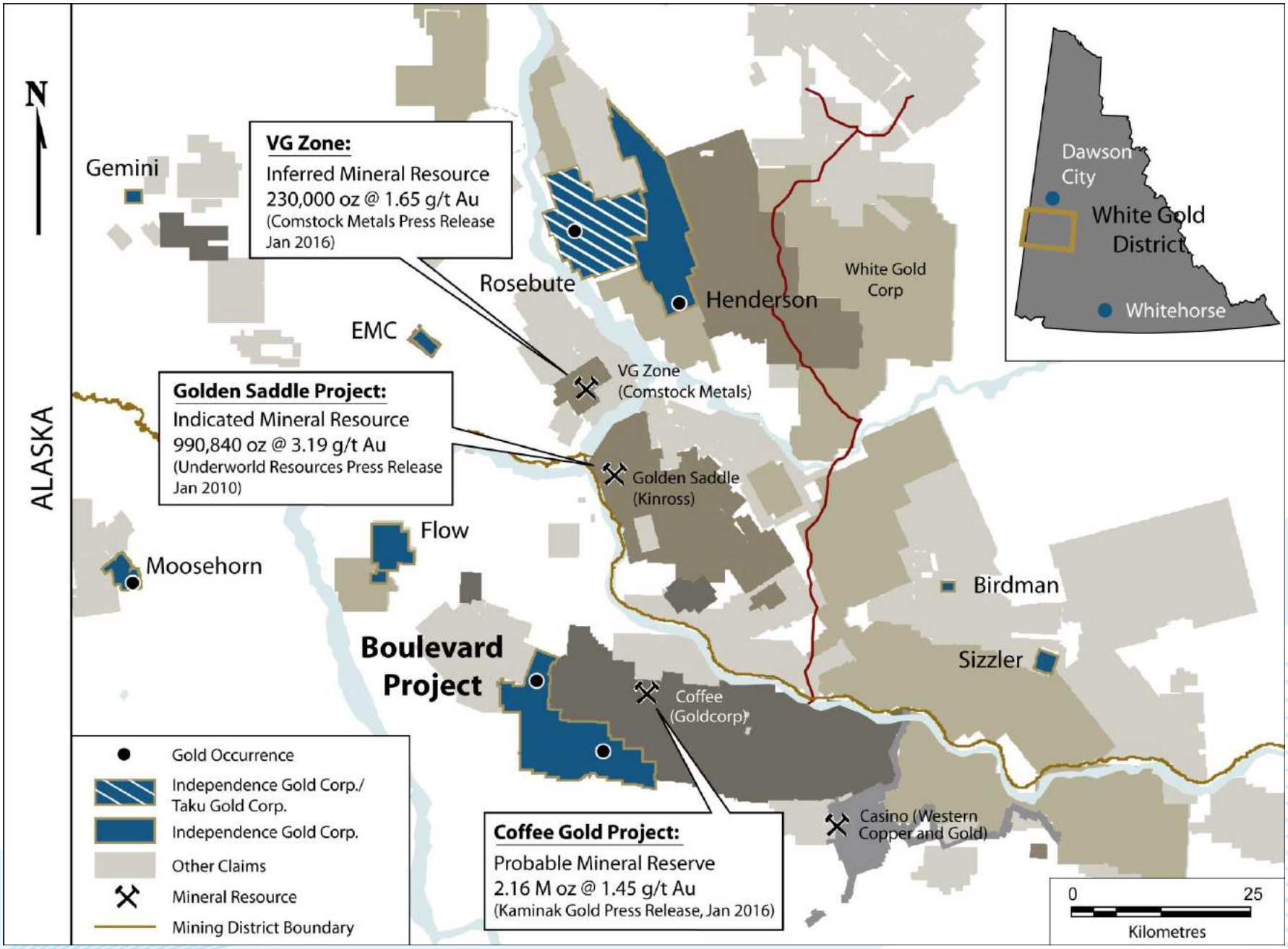

MOOSEHORN GOLD ANOMALY

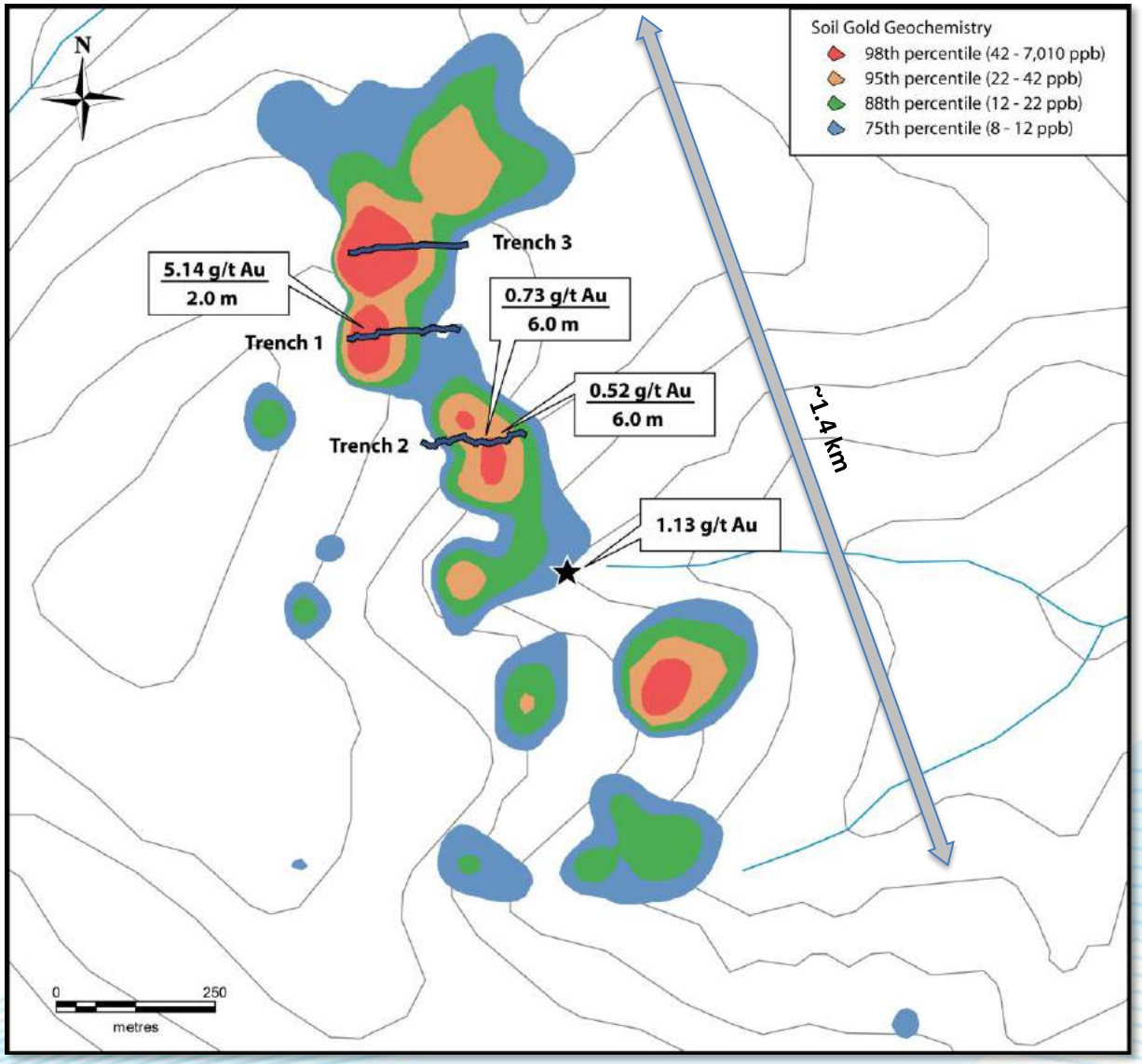

ROSEBUTE - HUDBAY

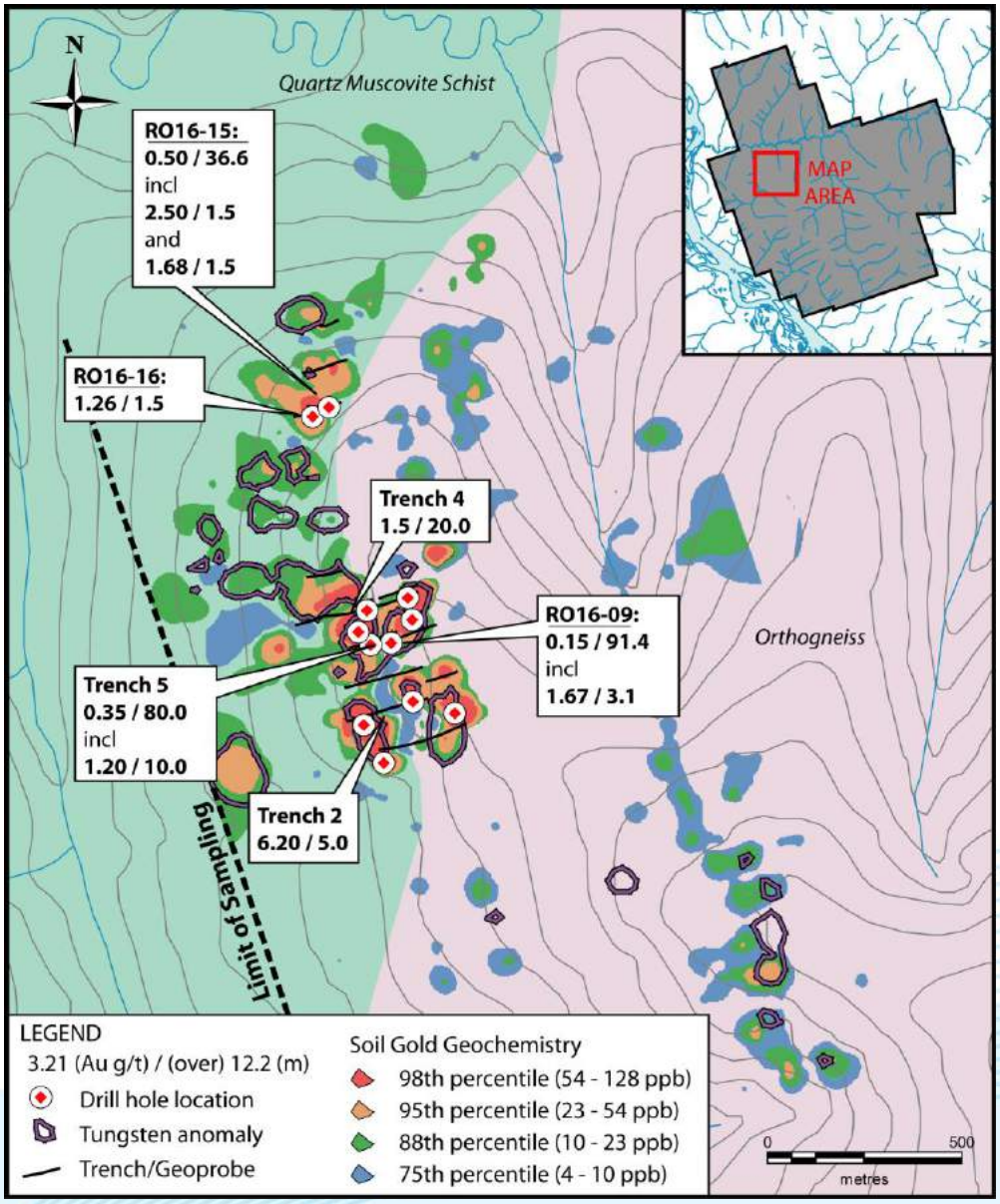

- 14,000 ha property with extensive soil coverage and trenching
- 29 km north of Golden Saddle
- Three soil anomalies ranging from 0.6 – 1.7 km all open along trend
- Trenching returned
  - **1.50 g/t Au over 20 m,**
  - **6.20 g/t Au over 5 m,**
  - **0.35 g/t over 80 m**
- First drill program returned
  - **0.5 g/t Au over 36.6 m,**
  - **1.26 g/t Au over 1.5 m,**
  - **0.15 g/t Au over 91.4 m**

3Ts Location

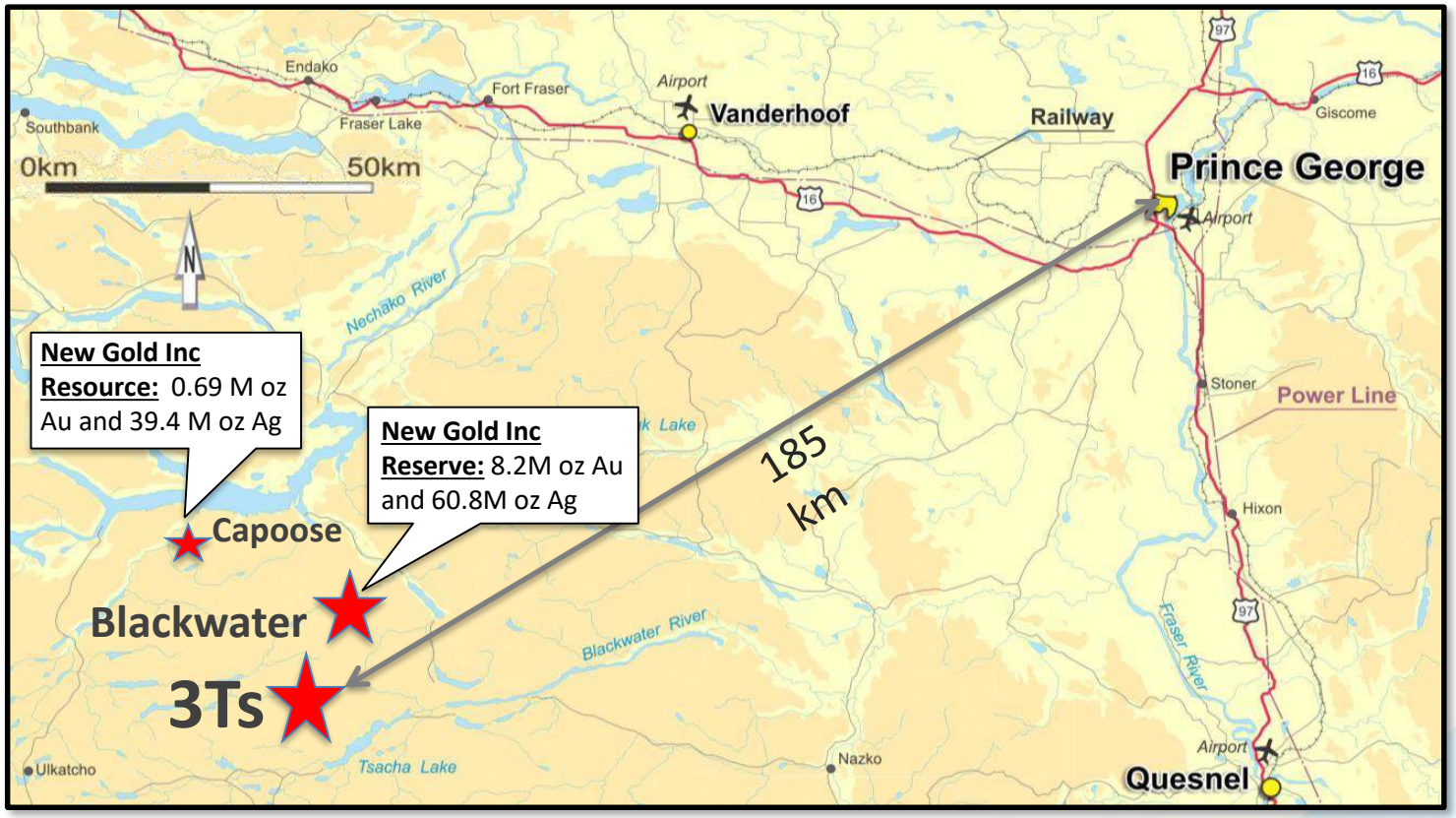

- 14 claims covering ~4,900 ha in the Nechako Plateau Region, Central BC
- 12 parallel mineralized quartz-carbonate epithermal veins

3Ts GEOLOGY

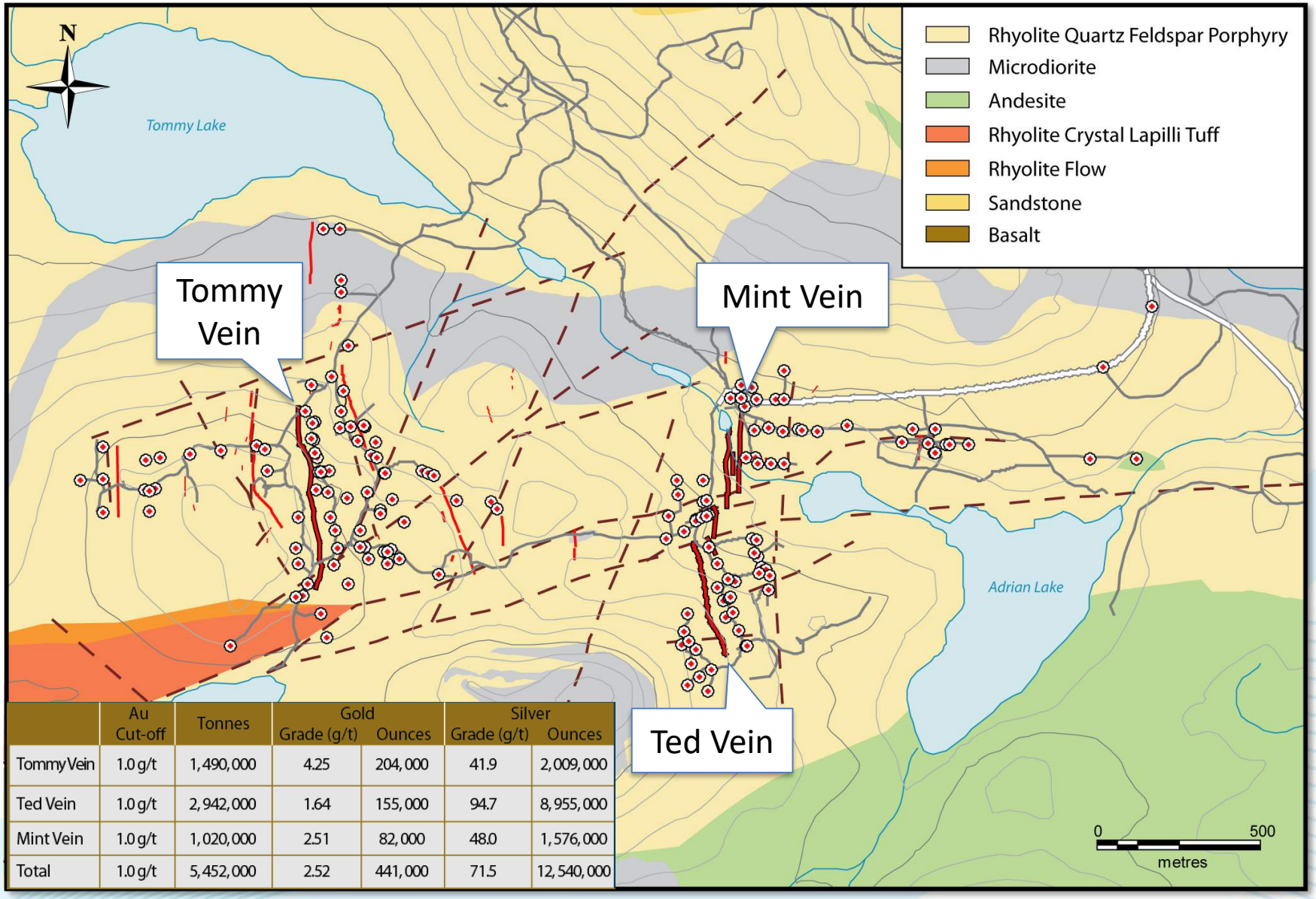

	Au Cut-off	Tonnes	Gold Grade (g/t)	Gold Ounces	Silver Grade (g/t)	Silver Ounces
Tommy Vein	1.0 g/t	1,490,000	4.25	204,000	41.9	2,009,000
Ted Vein	1.0 g/t	2,942,000	1.64	155,000	94.7	8,955,000
Mint Vein	1.0 g/t	1,020,000	2.51	82,000	48.0	1,576,000
Total	1.0 g/t	5,452,000	2.52	441,000	71.5	12,540,000

3Ts TOMMY EAST VEIN



- **Multiple episodes of vein formation**
- **Within interval grading: 12.6 g/t Au and 66.8 g/t Ag across 3.9 m (true thickness; TS05-108)**

CAPITAL STRUCTURE

Share Structure	
Shares Outstanding	~55.5 Million
Fully Diluted	~59.3 Million
Working Capital *(approximate Sept. 30, 2016)*	~$5.9 Million
Market Capitalization	~ $11.9 Million
Cash/Share	~$0.10
Share Price	$0.05-$0.50

Approximate as of December 31, 2016

Financings		
	Flow-Through	**Proceeds**
June 2016 Goldcorp	10,884,880 @$0.18/share	$1.96 M

STOCK CHART

Historic Chart for Cdn:IGO by Stockwatch.com 604.687.1500 - (c) 2017
Tue Jan 17 2017 Op=0.23 Hi=0.24 Lo=0.225 Cl=0.225 Vol=71,232 Year hi=0.50 lo=0.05
Cdn:IGO
0.50
0.475
0.45
0.425
0.40
0.375
0.35
0.325
0.30
0.275
0.25
0.225
0.20
0.175
0.15
0.125
0.10
0.075
0.05
Volume
1.5 M
1000 k
500 k
Jan
Feb
Mar
Apr
May
Jun
Jul
Aug
Sep
Oct
Nov
Dec
Jan
2016
2017

DIRECTORS AND MANAGEMENT

Randy Turner, *BSc, PGeo* – President, CEO and Director
Mr. Turner is a Professional Geologist with over 45 years of experience in Canadian and international exploration, business and financing. Notable achievements include guiding Winspear Diamonds Inc. from the discovery of the Snap Lake diamond deposit through to its sale to De Beers Mining for C$305 million and the sale of Silver Quest Resources Ltd. to New Gold Inc. for $180 million.

John McDonald, *PhD, PGeo* – Director
Dr. McDonald is a Professional Geologist with over 50 years of mineral exploration and research experience, including 20 years providing technical advice to junior companies and 13 years as a professor at the University of Saskatchewan. Dr. McDonald was a Co-founder and Chairman of the Mineral Deposit Research Unit (MDRU) at the University of British Columbia.

Robert McLeod, *MSc, PGeo* – Director
Mr. McLeod is an exploration geologist with over 25 years experience working for a variety of major and junior exploration and mining companies. Mr. McLeod was part of the Miramar team that discovered the Naartok deposit, and was Vice-President Exploration for Underworld Resources, where his team acquired, discovered and delineated the Golden Saddle and Arc Deposits. Mr. McLeod is currently President and CEO of IDM Mining Ltd. and Copperbank Resource Corp.

Michael McPhie, *MSc* – Director
Mr. McPhie is a mining executive with over 25 years of international operational, financial and project development experience . He is currently Managing Director of JDS Gold and JDS Copper Ltd. Previously Mr. McPhie was the President & CEO of Curis Resources Ltd., Executive Vice President of Exeter Resource Corporation, President & CEO of MABC and as a senior policy director with Natural Resources Canada. Mr. McPhie is also the past Chair of AME BC and BCIT.

Louis Montpellier, Director
Mr. Montpellier is a lawyer with over 35 years experience in mining, corporate finance and M&A work who currently acts as an independent director and committee member for a number of mineral exploration and development companies.

Susan Neale, *CGA* – CFO
Ms Neale is a chartered accountant with over 25 years experience in corporate transactions, public markets and in-depth accounting and auditing, working with mineral exploration, development and operating companies in Canada and throughout the world.

The Independence Gold Corp. Board and Management Team has over 200 years of collective industry experience and has been involved in several major discoveries, financings and takeovers worth $1.5 billion CAD

For further information please contact:

INDEPENDENCE GOLD CORP.

TSX.V: IGO

Telephone: 604-687-3959 or Email: info@ingold.ca

www.ingold.ca

Randy Turner, President and CEO

David Gale, P.Geo., Senior Geologist for Independence Gold Corp. is the Qualified Person, as defined by National Instrument 43-101 has reviewed the technical information in this presentation